



HRU2 - Glass Doors

On the inside, a modern professional refrigeration system with the latest energy-efficient features and perfect temperature control. On the outside, vintage retro styling that makes a striking focal point of any bar or kitchen. It's cutting edge technology perfectly combined with classic vintage looks.

Like every Precision product, the Retro range boasts a host of features that are either aesthetically stunning, hugely practical, or both.

Give us a RAL number and we'll paint your retro refrigerator to match any colour you can dream of.

Key Features:

Stainless Steel Interior & Exterior

Bottom Mounted Refrigeration System Designed To Work In 43°C Ambient

Built-In Air Rear Duct For Even Temperature Distribution

R290 Refrigerant

Zero ODP Injected Polyurethane Insulation - 60mm

+1 / 4°C Refrigerator Temperature Range

Electronic Controller With LED Display Discreetly Positioned Inside The Cabinet For Ease Of Access

Automatic Defrost

Rifle Bore Coated Evaporators

Retro Styled Ultra Heavy Duty Chrome Handles & Hinges

LED Interior Lighting

Adjustable Perforated Stainless Steel Shelves - 6 Per Cabinet

Hi / Lo Audio Visual Temperature Alarms

Condensing Unit Safety System To Protect Compressor From Blocked Condensers

Adjustable Legs Covered By Colour Coded Covers



Reeded Glass Option



Retro Handles

Options:

Glass Doors - Clear Glass

Glass Doors - Reeded Glass

Freezer Compartment In Bottom Left Section

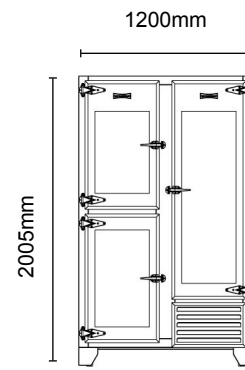
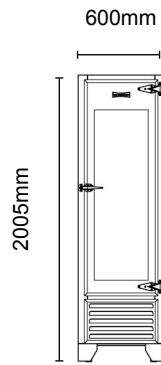
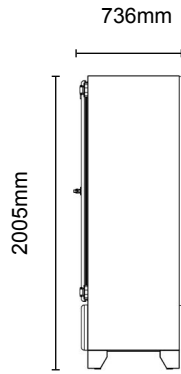
Exterior Painted To Any RAL Colour

Meat Hanging Rail

Meat Ageing Model

Lower dB Model

Precision Connect



HRU1

HRU2/HLRU2

Model	HRU1	HRU2	HLRU2
Type	Refrigerator	Refrigerator	Refrigerator / Freezer
Material	ST/ST Int/Ext	ST/ST Int/Ext	ST/ST Int/Ext
Shelf Size	455x468	525x448 and 455x448	525x448 & 455x448
Number of Shelves	4	7	6
Temperature Range	+1/4°C	+1/4°C	+1/4°C & -18/-22°C
Exterior WxDxH (mm)	600x736x2005	1200x736x2005	1200x736x2005
Net Usable Volume (litres)	261	760	797
Weight (KG)	110	200	215
Refrigerant / GWP	R290 / 3	R290 / 3	R290 / 3
Refrigeration Watts (+45°C Condensing)	428	393	393 / 208
Evaporating Temp	-10°C	-10°C	-10°C / -30°C
Heat Rejection Watts*	638	590	590 / 312
Power	220 / 50 / 1	220 / 50 / 1	220 / 50 / 1
Running Current	0.88	1.35	3
Total Electrical Load - kW	0.19	0.30	0.66
Energy Consumption / 24hrs - kWh**	1.34	2.84	N/A
Energy Consumption / Year (AEC) - kWh**	489	1037	N/A
Energy Efficiency Class**	C	D	N/A

* Heat Rejection is taken at the listed evaporating and condensing condition. Watts is calculated by taking the total power of the cabinet.

** Tested to BS EN ISO 22041

We are constantly innovating and improving our products. Please always check our website for the most up-to-date version of this spec sheet